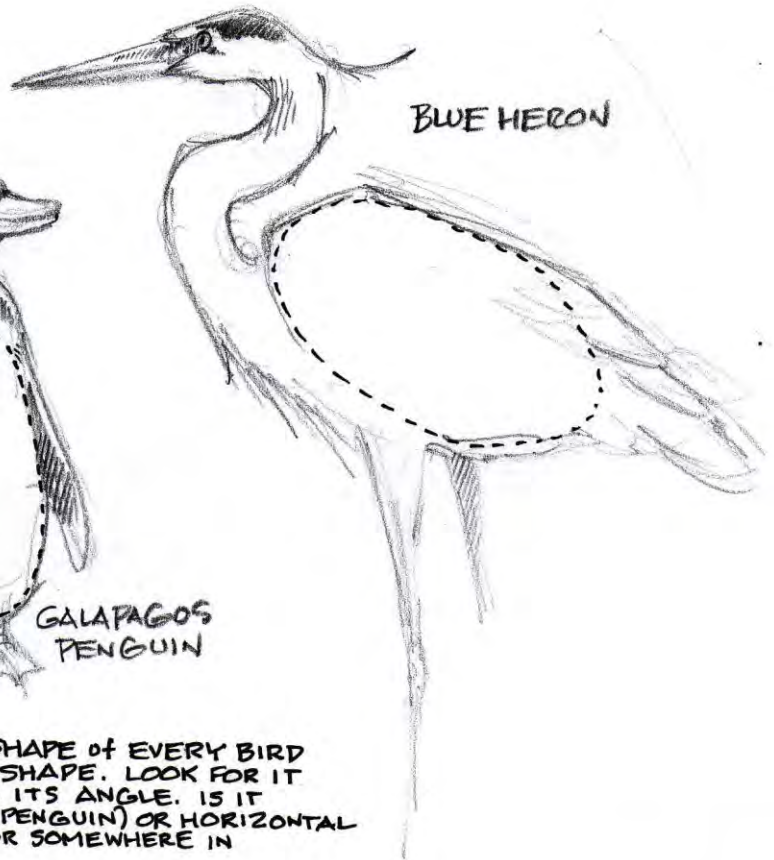


TO DRAW A BIRD, FIRST DRAW AN EGG.

BLACK-CAPPED
CHICKADEE



BLUE HERON



GALAPAGOS
PENGUIN




THE CORE SHAPE OF EVERY BIRD IS AN EGG SHAPE. LOOK FOR IT AND NOTICE ITS ANGLE. IS IT VERTICAL (PENGUIN) OR HORIZONTAL (GRACKLE) OR SOMEWHERE IN BETWEEN?

DRAW THE EGG FIRST, THEN LOOK CAREFULLY TO SEE HOW THE HEAD, TAIL, WINGS AND LEGS ARE ATTACHED TO IT.

LAUGHING GULL



COMMON
GRACKLE



WILD
CANADA
GOOSE



EUROPEAN
EAGLE OWL



Some Tips on Drawing DETAILS:


A BIRD'S BILL IS ALWAYS ATTACHED TO THE BASE OF THE SKULL

YES




... NOT THE MIDDLE.

NO




© 2013 VAL WEBB

★ THE HINGE OF THE BILL IS FARTHER BACK ON THE BIRD'S SKULL THAN IT LOOKS.



BIRDS HAVE A SURPRISINGLY WIDE BITE!

YES



★ CAUSTICS are a PHENOMENON of LIGHT ENTERING the TRANSLUCENT EYE on ONE SIDE (THE HIGHLIGHT) and SCATTERING BEFORE EXITING the EYE on the OPPOSITE SIDE in a PALE ARC.

LIGHT SOURCE

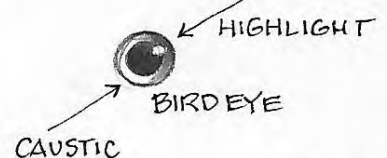
YOU CAN SEE IT IN BIRDS and MAMMALS (INCLUDING HUMANS)



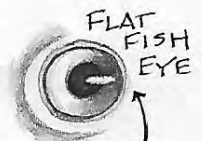
IT USUALLY OCCURS ON THE SIDE OF THE EYE FARTEST FROM THE LIGHT SOURCE.



THE PALE ARC OF SCATTERED LIGHT CAN APPEAR EVEN IF THE HIGHLIGHT isn't VISIBLE.




AND AN INTERESTING TIDBIT: HIGHLIGHTS are ONLY ROUND IF the EYEBALL IS ALSO ROUND!

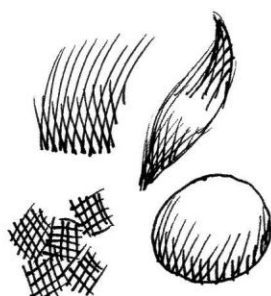


ROD-SHAPED HIGHLIGHT

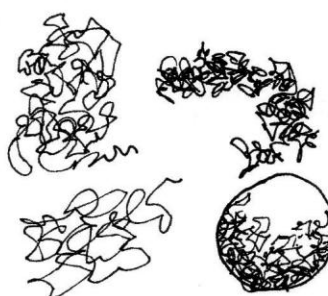
★ FOUR CLASSIC PEN-AND-INK STROKES: (03 Pigma Micron)




1. HATCHING



2. CROSS-HATCHING



3. SCUMBLING




4. STIPPLING

★ CHEAP HARDWARE STORE PAINT BRUSH or "CHIP BRUSH"

NEVER USE WATER -
THIS IS A DRYBRUSH EFFECT
USING ONLY THE TIPS of the
BRISTLES.

(KEEP SOME
SCRAPS of PAPER
HANDY for BLOTTING
EXCESS INK.)

★ SHARPENED STICK




SHARPEN from
TWO SIDES so THAT
A FLAT AREA REMAINS.




★ DAMP SPONGE

FLAT, WIDE EDGE

NARROW
EDGE





Photos licensed for use as artists' reference



Images licensed
for use as artists'
references